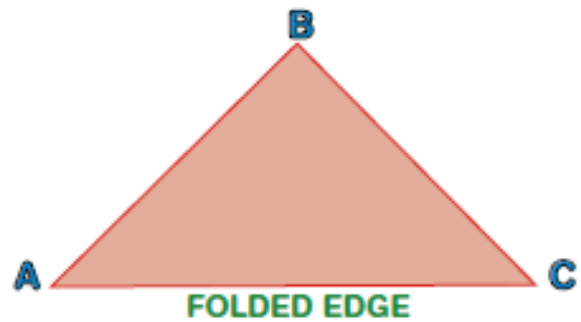
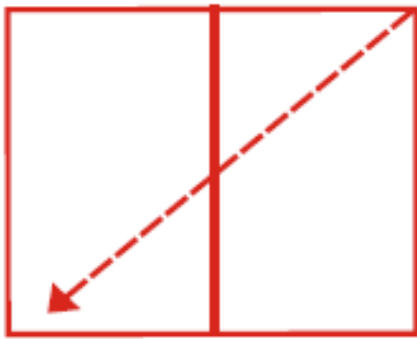


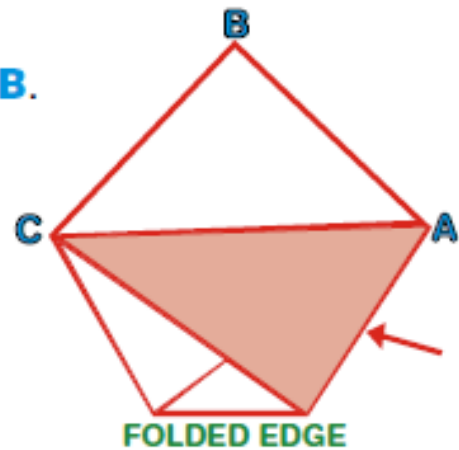
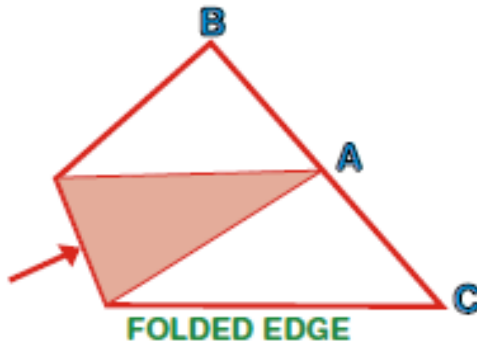
# Mini Bin Liner

Use newspaper to make a liner for your kitchen mini bin.

**STEP 1** Fold a stack of 4 or 5 sheets of newspaper into a triangle.

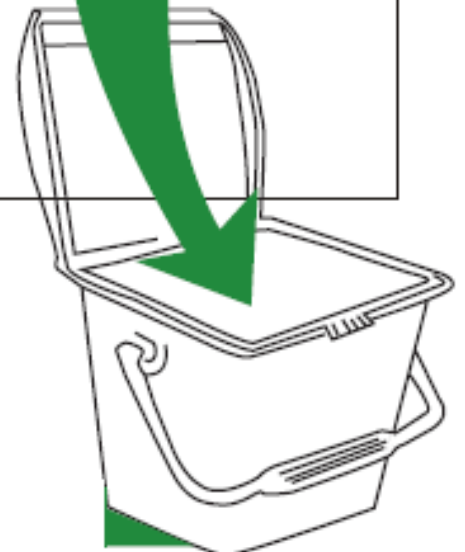
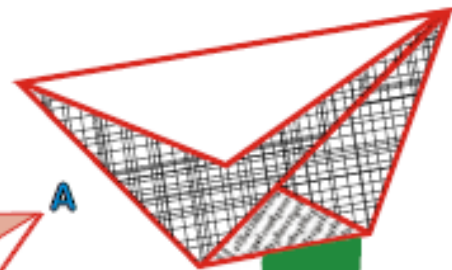
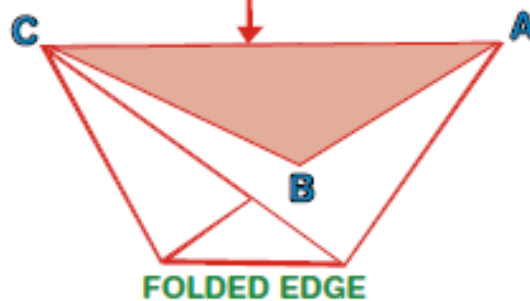


**STEP 2** Fold corners **A** to middle of **B** and **C**, and fold corner of **C** to middle of **A** and **B**.



**STEP 3** Fold down half of the newspaper at point **B** on one side, then flip it over and fold the remaining layers down on the other half.

Open the basket and slide into the kitchen catcher.



The Municipality of West Hants

Waste Services Coordinator  
902 798 6943 or [waste@westhants.ca](mailto:waste@westhants.ca)